

Our World of Music

Music Appreciation Programme

Learner Book 3



**CABIN
BAGGAGE**

This book belongs to:

Foreword

In South Africa, like so many other countries in the world, imbalances are evident in so many aspects of life. With these books I hope to make a contribution towards finding balance within Music Education. These books are written for schools who do not have a specialist music educator and for learners who, in their lifetime, will never be able to travel. By focusing on specific countries and folk music unique to these countries, learners' worldview are enriched and expanded. Through this process not only do learners get an opportunity to learn about and derive pleasure from music, but appreciation, respect and tolerance for other cultures are cultivated.

This project would not be complete without acknowledging the contribution of many helping hands!

For assistance with the pronunciation guides a huge thank you to Clarissa Tunstall (Australia, Jamaica), Robyn Lin (Japan), Shirley Sithole (South Africa) and Annemarie de Lange (Germany).

For technological support with the sound tracks thank you to Wiehan Kruger.

For assistance with proof reading thank you to Neeltjé Swanepoel and Adri Kruger.

For the beautiful and professional layout and graphic design thank you Tessa Dreyer.

Extensive use has been made of www.wikipedia.org. Thank you for this excellent online resource.

Dr. Gert Potgieter

M.Mus, HDE (PUCHE), UPLM, UTLM (UNISA),
ADCC (NMMU), CBP (IBA), PhD (UP)

Copyright © 2020 Gert Potgieter

All Right Reserved

Design and Layout by Tessa Dreyer, LilyHouse Design Studio CC

Title: Our World of Music, Music Appreciation Programme Learner Book 3

ISBN 978-0-6397-0379-4

Our World of Music

Table of Contents

Map of the World	6
Action Symbol Keys	6
Chapter 1 Australia	8
Background Facts	8
Singing Time	10
Understanding Music	15
Things to Do	17
Chapter 2 Jamaica	18
Background Facts	18
Singing Time	20
Understanding Music	25
Things to Do	27
Chapter 3 Japan	28
Background Facts	28
Singing Time	30
Understanding Music	34
Things to Do	37
Chapter 4 South Africa	38
Background Facts	38
Singing Time	40
Understanding Music	45
Things to Do	48
Chapter 5 Germany	50
Background Facts	50
Singing Time	52
Understanding Music	57
Things to Do	62
Revision Test 1	67
Revision Test 2	68
New Vocabulary	69



Get access to the sound for Book 3 on the website:

<https://www.ourworldofmusic.com>

Go to the **Audio Page** on the website - choose **Book 3 Audio**.

Australia

Background Facts • Singing Time • Understanding Music • Things to Do

Background Facts



Map of Australia

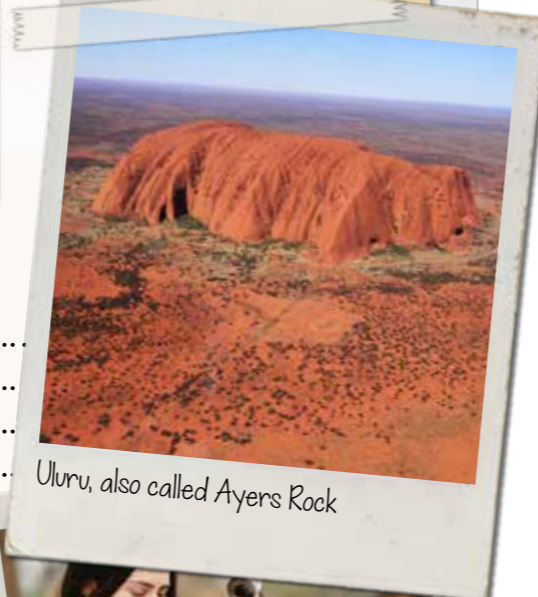


Overview:

Continent	Australia
Ethnic groups	European, Aboriginal, Other
Languages	English, Other
Capital	Canberra
Other Main Cities	Sydney, Melbourne, Brisbane, Adelaide, Perth, Hobart, Darwin
World Heritage Sites	Sydney Opera House, Great Barrier Reef, Uluru, Royal Exhibition Building, Fraser Island, Shark Bay, Kakadu National Park
Other Main Attractions	Sydney Harbour Bridge, the Beaches
Currency	Australian Dollar (AUD)



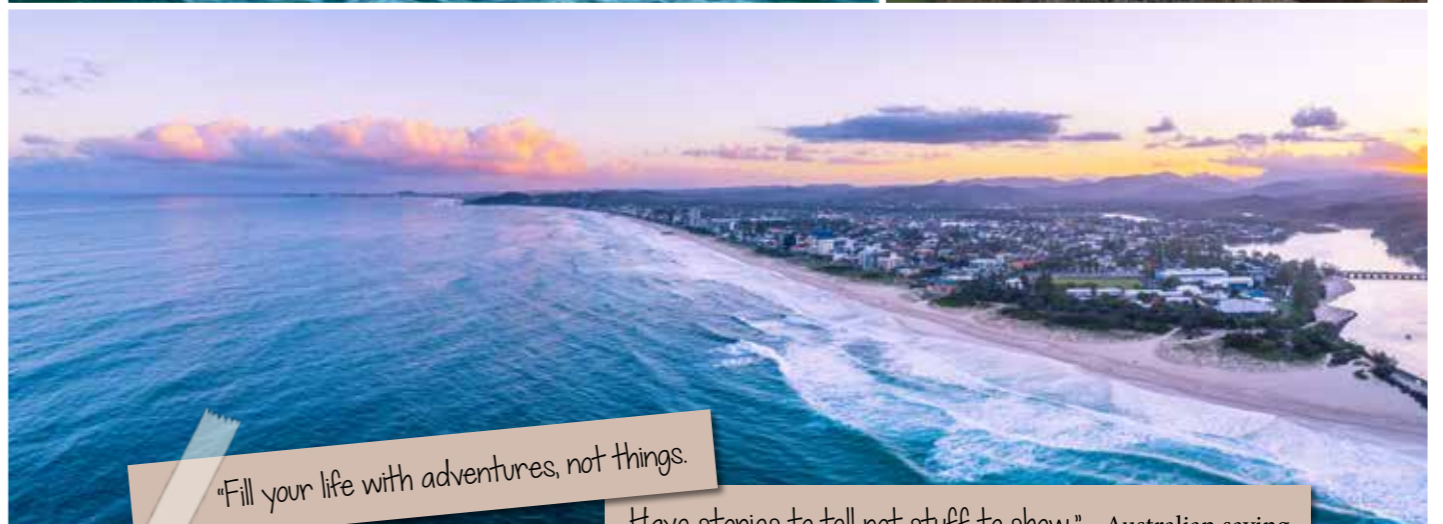
City Park, Melbourne



Uluru, also called Ayers Rock



Woman in the reserve is playing with a kangaroo



"Fill your life with adventures, not things."

Have stories to tell not stuff to show." - Australian saying


Above: Beautiful Australian coast line – Gold Coast, Queensland /
Top right (below): Mother and baby koala in a tree / Top right (above): Coral on the Great Barrier Reef.
/ Top left: Sydney Opera House / Opposite page – Top: City park with lake in Melbourne

Sydney Opera House

The Opera House in Sydney is one of the most famous performing arts venues in the world. It is visited by thousands of tourists every year. The Opera House is home to Opera Australia, the Sydney Theatre Company and the Sydney Symphony Orchestra. It has about 1000 rooms: including five theatres, five rehearsal studios, four restaurants, six bars and numerous souvenir shops. The Sydney Opera House was designed by Danish architect, Jørn Utzon.

Uluru

Uluru, also called Ayers Rock, is a large rock formation in central Australia. Ayers Rock was the name given to it by European settlers - named after a Premier of South Australia, Henry Ayers. Uluru is the Aboriginal name and since the 1980's the preferred name for it. It is sacred to the Aborigines and has many storied springs, waterholes, rock caves, and ancient paintings. Uluru is notable for its quality of changing color as different light strikes it at different times of the day and year. The rock formation is about 318 meters or 986 feet high and you will walk 8 kilometers or 5 miles around it. It also extends 2.5 kilometers or 1.5 miles into the ground.



Advance Australia Fair

Peter Dodds McCormick

moderato

1. Aus-tra-lians all let us re-joice, for we are young and
 2. Be-neath our ra-diant South-ern Cross we'll toil with hearts and

4 free; We've gol-den soil and wealth for toil; Our home is girt by
 8 hands; To make this Com-mon-wealth of ours re-nowned of all the

12 sea; Our land a-bounds in na-ture's gifts of beau-ty rich and
 lands; For those who've come a-cross the seas we've bound-less plains to

16 rare; In his-tory's page, let ev-ery stage Ad-vance Aus-tra-lia
 share; With cou-rage let us all com-bine to Ad-vance Aus-tra-lia

Fair. In joy-ful strains then let us sing, Ad-vance Aus-tra-lia Fair.
 Fair. In joy-ful strains then let us sing, Ad-vance Aus-tra-lia Fair.



Waltzing Matilda

Banjo Paterson

allegro

Christina Macpherson

1. Once a jol-ly swag-man
 2. Down came a jum-buck to
 3. Up rode the squat-ter,
 4. Up jumped the swag-man and

2 camped by a bil-la-bong, Un-der the shade of a
 drink at the bil-la-bong, Up jumped the swag-man and
 moun-ted on his tho-rough-bred, Up rode the troo-pers,
 4 sprang in-to the bil-la-bong, "You'll ne-ver take me a-

6 coo-li-bah tree, And he sang as he watched and
 grabbed him with glee, And he sang as he stowed that
 one, two, three: "Whose that jol-ly jum-buck
 live" said he. And his ghost may be heard as you


8 wai-ted till his bil-ly boiled, "You'll come a-waltz-ing Ma-
 jum-buck in his tu-cker bag,
 you've got in your tu-cker bag?
 pass by that bil-la-bong:

11 til-da with me! Waltz-ing Ma-til-da, waltz-ing Ma-til-da,
 You'll come a-waltz-ing Ma-til-da with me" And he
 And he
 Whose that
 And his

13 sang as he watched and wai-ted till his bil-ly boiled,
 sang as he stowed that jum-buck in his tu-cker bag,
 jol-ly jum-buck you've got in your tu-cker bag,
 ghost may be heard as you pass by that bil-la-bong:

15 "You'll come a-waltz-ing Ma-til-da with me".

i



Australian National Flag

Some very Australian expressions:

Fair dinkum

Meaning: someone really genuine

Example: John is fair dinkum. You can rely on him.

Away with the pixies

Meaning: dreaming

Example: She's not paying attention. She's in love and away with the pixies.

Bob's yer uncle


Meaning: if you do this it will work well


Example: Just add some extra water and Bob's yer uncle.

The National Anthem


Advance Australia Fair is the national anthem of Australia.


The name of Australia comes from the Latin word *australis* meaning southern.

- 6  Add the **note names** to the notes of **Kookaburra sits in the old gum tree**. Play the accompaniment to **Kookaburra sits in the old gum tree** and instead of singing the lyrics this time, sing the note names.



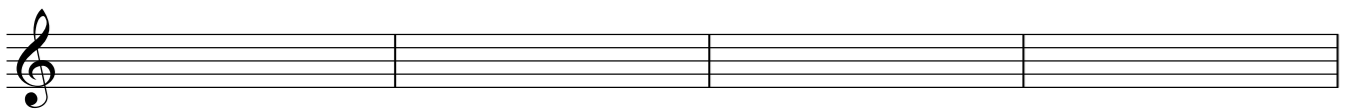
Draw the required notes on the staff.




- 13  **Solfege**
An alternative way to read music is by making use of **solfege** syllables. This method is well loved by choral singers, but not used by instrumentalists.




Neatly rewrite the music notes and solfege syllables.



- 14  Add the solfege syllables to the notes of **Kookaburra sits in the old gum tree**. Play the recording of **Kookaburra sits in the old gum tree** and instead of singing the lyrics this time, sing the solfege syllables.



- 15  Practice singing the following solfege syllables. Listen to the first soundtrack to know where do is, then attempt numbers 2 to 8 by first trying it on your own before playing the sound tracks thereof.

1.	do mi so do	5.	do so fa mi
2.	do mi fa do	6.	do so fa do
3.	do mi so mi	7.	do so do so
4.	do do so do	8.	do re mi do

Things to do

Build a model

Divide the class into 2 or more groups. Search the web or consult books and magazines to look at some of the world's famous and beautiful opera houses. Design and build a model of an opera house making use of recycled materials. Take some time to consider which recycled materials you could possibly use to make a floor, walls, seats, stage, curtains and other things you would like to add.



Map Work

1. Colour the map of Australia green.
2. Find the Murray and Darling rivers on the map of Australia and colour it blue.
3. Find the cities Melbourne and Sydney on the map of Australia and colour it red.



Aboriginal person playing didgeridoo

True or false

Indicate if the following statements are true or false. If you think it is false, provide the true answer.

1. The banjo is a woodwind instrument.
2. In the song *Waltzing Matilda*, Matilda is the name of the swagman's girlfriend.
3. A coolibah is a kind of Eucalyptus tree.
4. The Darling River is Australia's largest river.
5. The official national anthem of Australia is *Advance Australia Fair*.

Explore the Internet

- Get to know more about Australia at www.australia.com
- Listen to more folk songs from Australia at www.folkstream.com
- Look at and listen to performances of any of the songs in this lesson or to the sounds of a didgeridoo or banjo at www.youtube.com
- Have a closer view of any place of interest in Australia with Google Earth or Google Maps.